

*glamm*<sup>®</sup>  
*fire*



BIOETHANOL



NO EXTRACTION REQUIRED



360° ROTATION



NO MAJOR CONSTRUCTION WORK



FIREWOOD



GAS



CHARCOAL



OVEN



3D WATER VAPOUR



LCD DISPLAY

# CONTENTS

ABOUT US

BESPOKE PROGRAMME

INDOOR

BIOETHANOL BURNERS  
& GLAMMBOXES

ELECTRIC

TABLETOPS

OUTDOOR







*glamm*<sup>®</sup>  
fire


ABOUT US



Time. Nowadays it is one of the most scarce and valuable assets. And time is what we dedicate to each one of our pieces. Installed in Monção, in a village in the north of Portugal where time still flows more calmly, we select the best artisans. The knowledge of decades is deposited in every work through their experienced and wise hands.

Love and time are deposited in each of the fireplaces that leave  
our factory and are distributed by the most exclusive homes  
and locations around the world.









glamm®  
fire


BESPOKE  
PROGRAMME



The Bespoke team adapts and customizes the product to your needs and dreams.

Unique pieces idealized by you and materialized by our experienced artisans. It is a meticulous, precise work which adds value and exclusivity to each product.

With high quality, durable and safe materials, the know-how and the attention to detail of our team allow us to offer you premium products and services.





*glamm*<sup>®</sup>  
*fire*



INDOOR

# Thales



A versatile and adjustable piece that discovers the beauty of the integral view of the flame.



<b>Dimensions</b>	1050 Ø x 2500-2700 h mm   41.3 Ø 98.4-106.3" h for a 2500-2700 mm of ceiling height
<b>Weight</b>	235 kg   518.1 lbs
<b>Burner</b>	Crea7ionEVOPlus Fire Round
<b>Power</b>	2-4 kW
<b>Autonomy</b>	15-25 hrs









# Eudoxus




The serenity that transcends the fire line of Eudoxus - this characterizes this double face piece whose admiration of the fire culminates in a state of total tranquility consummated by the flame.



<b>Dimensions</b>	1200 w x 1190 d x 2200- 2400 h mm   47.2 w x 46.9 d x 86.6-94.5" h
<b>Weight</b>	204 kg   449.7 lbs
<b>Burner</b>	Crea7ionEVOPlus Fire Line 400
<b>Power</b>	2.25 kW
<b>Autonomy</b>	7-10 hrs



EUDOXUS



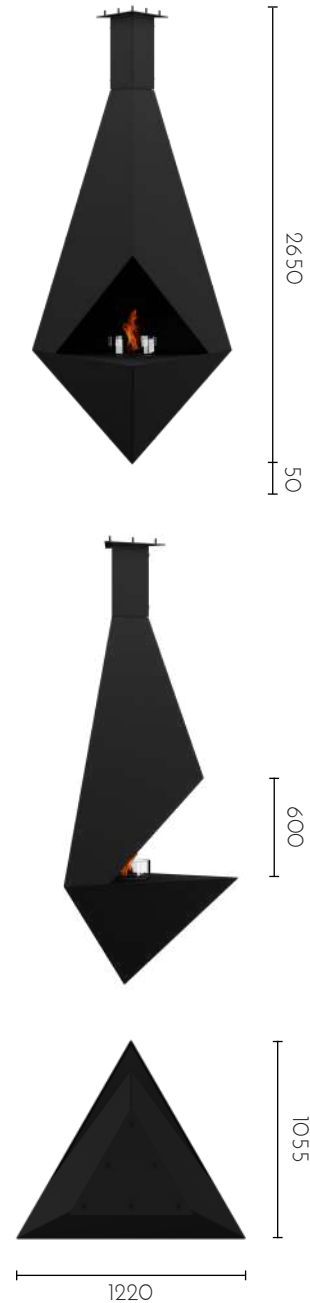


EUDOXUS

# Pythagoras



The magnificence of the straight lines of the geometric shape of a triangle merge on each side culminating in defined and long edges, making this masterpiece something imposing.



<b>Dimensions</b>	1220 w x 1055 d x 2650 h mm   48 w x 41.5 d x 104.3" h for a 2700 mm of ceiling height
<b>Weight</b>	230 kg   507.1 lbs
<b>Burner</b>	Crea7ionEVOPlus Fire Round
<b>Power</b>	2-4 kW
<b>Autonomy</b>	15-25 hrs



PYTHAGORAS



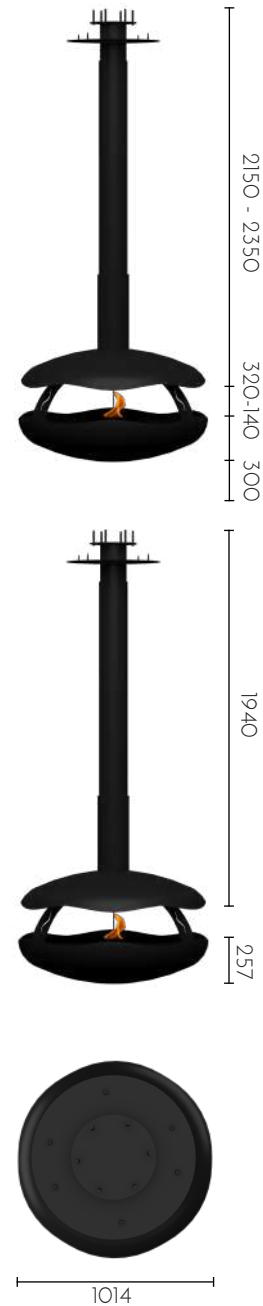




# Perola Plus



From the first look, its deep marine inspiration is observed, creatively expressed in the distinctive arguments of its design: the quality of the materials, the harmony of its lines and the flexible adjustment.



<b>Dimensions</b>	1014 Ø x 2150-2350 h mm   39.9 Ø x 84.6-92.5" h
<b>Weight</b>	200 kg   441 lbs
<b>Burner</b>	Crea7ionEVOPlus Fire Round S
<b>Power</b>	2.25-3.5 kW
<b>Tank</b>	5 L
<b>Autonomy</b>	9-14 hrs



PEROLA PLUS

# Contour 13



This minimalist piece contributes to the quiet serenity of a living room. Instead of demanding attention, it complements its surroundings and helps creating a calm and relaxing ambiance.



Dimensions	584 Ø x 2500 h mm   23 Ø x 98.4" h
Weight	180 kg   396.8 lbs
Burner	Crea7ionEVOPlus Fire Round
Power	2-4 kW
Autonomy	15-25 hrs



CONTOUR 13



*glamm*®  
five

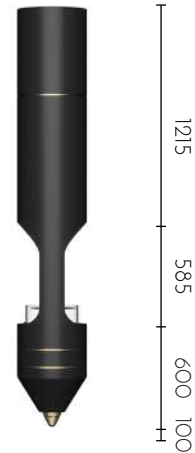




CONTOUR 13

# Signature



GlamFire represents the craftsmanship of our dedicated experts and craftsmen who use their passion to create the most exquisite fireplaces made from the highest quality materials.



<b>Dimensions</b>	400 Ø x 2400 h mm   15.7 Ø x 94.5" h
<b>Weight</b>	110 kg   242 lbs
<b>Burner</b>	Crea7ionEVOPlus Fire Round Slim
<b>Power</b>	2.25-3.5 kW
<b>Tank</b>	5 L
<b>Autonomy</b>	9-14 hrs





SIGNATURE

# Perola



Perola is pure expression of balance and elegance. Aesthetically and functionally, Perola has a high-end finishing and represents GlammFire's outstanding craftsmanship and approach to the concept of hanging fireplace. Your room deserves both comfort and personality.



Dimensions	775 Ø x 2000-2200 h mm   30.5 Ø x 78.7-86.6" h
Weight	85 kg   187.4 lbs
Burner	Burner I
Power	2.7 kW
Autonomy	4-6 hrs

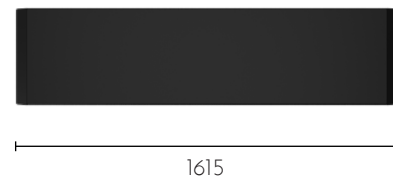
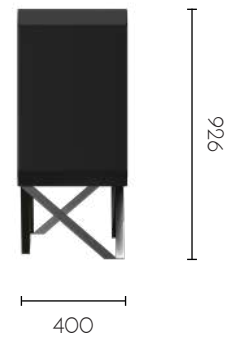




PEROLA

# Urban



High-quality materials, attractive lines and customization possibilities unite this bioethanol fireplace. Make your environments more peaceful and familiar.



<b>Dimensions</b>	1615 w x 400 d x 926 h mm   63.6 w x 15.7 d x 36.5" h
<b>Weight</b>	127 kg   280 lbs
<b>Burner</b>	Crea7ionEVOPlus Fire Line 800
<b>Power</b>	4,5 kW
<b>Autonomy</b>	6-8 hrs



URBAN

# Loft



A simple and robust shape with a new concept. The Loft Crea7ionEVOPlus contributes to a comfortable and welcoming living space.



<b>Dimensions</b>	2500 w x 428 d x 618 h mm   98.4 w x 16.9 d x 24.3" h
<b>Weight</b>	218 kg   480.6 lbs
<b>Burner</b>	Crea7ionEVOPlus Fire Line 800
<b>Power</b>	4,5 kW
<b>Autonomy</b>	6-8 hrs



# Contour



Characterized by its simplicity, clean lines and monochromatic colour palette. Contour embraces GlammFire's Crea7ionEVOPlus technology using a round automatic bioethanol burner, allowing users to appreciate what really matters: the comfort and warmth of the flames.



<b>Dimensions</b>	584 Ø x 498 h mm   23 Ø x 19.6" h
<b>Weight</b>	80 kg   176.4 lbs
<b>Burner</b>	Crea7ionEVOPlus Fire Round
<b>Power</b>	2-4 kW
<b>Autonomy</b>	15-25 hrs





CONTOUR





CONTOUR

# Archimedes




Manufactured by experienced craftsmen, Archimedes fireplace has the ability to rotate 360°. Working with Crea7ionEVOPlus automatic round burner equipped with rechargeable batteries without fixed connections and with the highest safety standards.



<b>Dimensions</b>	980 Ø x 2200 h mm   38.6 Ø x 86.6" h
<b>Weight</b>	200 kg   441 lbs
<b>Burner</b>	Crea7ionEVOPlus Fire Round
<b>Power</b>	2-4 kW
<b>Autonomy</b>	15-25 hrs



ARCHIMEDES





ARCHIMEDES

# Mileto




Combining the power of fire with GlammFire's exclusive design and craftsmanship. A fireplace with a bioethanol automatic burner, designed from the drawing of a circle, it is a versatile and adjustable piece that reveals the beauty of the integral view of the flame.



<b>Dimensions</b>	1050 Ø x 550 h mm   41.3 Ø x 21.7" h
<b>Weight</b>	170 kg   374.8 lbs
<b>Burner</b>	Crea7ionEVOPlus Fire Round
<b>Power</b>	2-4 kW
<b>Autonomy</b>	15-25 hrs



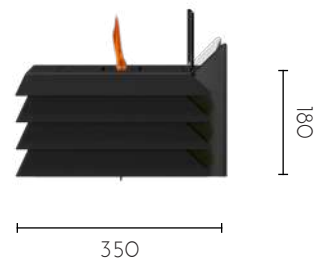
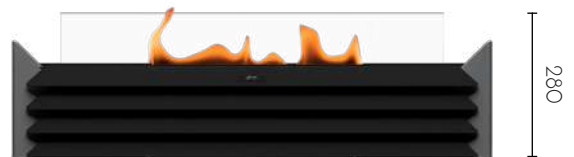


MILETO

# York



York is a bioethanol fireplace with its eyes set on an elegant future that does not leave the charm of the past. It creates an elegant and comfortable environment.



<b>Dimensions</b>	910 w x 350 d x 280 h mm   35.8 w x 13.8 d x 11" h
<b>Weight</b>	36 kg   79.4 lbs
<b>Burner</b>	Crea7ionEVOPlus Fire Line 400
<b>Power</b>	2,25 kW
<b>Autonomy</b>	7-10 hrs

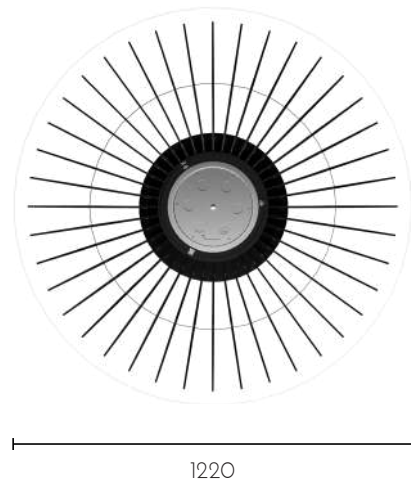



YORK

# Cosmo 13



The star king descends to earth in this fire pit translated in multiplicity of concentric rays.



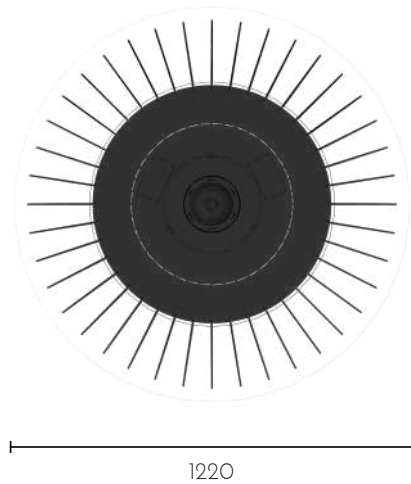

Dimensions	1220 Ø x 426 h mm   48 Ø x 16.8" h
Weight	159 kg   350 lbs
Burner	Burner I
Power	2,7 kW
Autonomy	4-6 hrs



# Cosmo EvoRound



The star king descends to earth in this fire pit translated in multiplicity of concentric rays.



Dimensions	1220 Ø x 445 h mm   48 Ø x 17.5" h
Weight	209 kg   460 lbs
Burner	Crea7ionEVOPlus Fire Round S
Power	2.25-3.5 kW
Tank	5 L
Autonomy	9-14 hrs



COSMO EVOROUND

# Apollo IV



The irreverence of the details highlights a unique identity.  
The latest Crea7ionEVOPlus technology coupled with premium materials and bold design sets the personality of this wall-mounted bioethanol fireplace.



<b>Dimensions</b>	1628 w x 223 d x 870 h mm   64.1 w x 8.8 d x 34.3" h Floor height recommended : 800 mm   31.5"
<b>Weight</b>	134 kg   295.4 lbs
<b>Burner</b>	Crea7ionEVOPlus Fire Line 800   Crea7ion Mechanical
<b>Power</b>	4,5 kW
<b>Autonomy</b>	4-6 hrs






# Crystal



Crystal Crea7ionEVOPlus is a visually intriguing wall mounted model, the result of a remarkable combination of modern design and the quality of finishings.



750



293



1100

<b>Dimensions</b>	1100 w x 293 d x 750 h mm   43.3" w x 11.5 d x 29.5" h Floor height recommended : 800 mm   31.5"
<b>Weight</b>	87 kg   191.8 lbs
<b>Burner</b>	Crea7ionEVOPlus Fire Line 400   Crea7ion Mechanical
<b>Power</b>	2,25 kW
<b>Autonomy</b>	6-8 hrs



# Apollo



The sophistication and simplicity in indoor environments  
with modern and daring style.



1050

340



223

650



1450

<b>Dimensions</b>	1450 w x 223 d x 650 h mm   64.1 w x 9.6 d x 34.3" h Floor height recommended : 800 mm   31.5"
<b>Weight</b>	95 kg   209.4 lbs
<b>Burner</b>	Crea7ionEVOPlus Fire Line 800   Crea7ion Mechanical
<b>Power</b>	4,5 kW
<b>Autonomy</b>	4-6 hrs



# Mito Small



Compact and reduced. Above all, it still remains a Mito.



600

340



223

650



1000


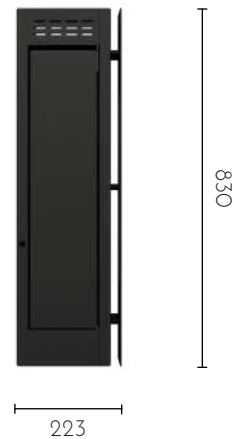
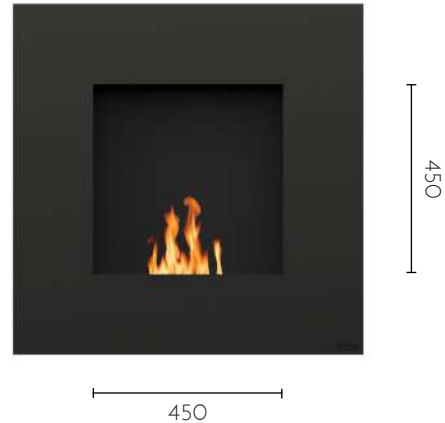

<b>Dimensions</b>	1000 w x 223 d x 650 h mm   39.4 w x 8.7 d x 25.5" h Floor height recommended : 800 mm   31.5"
<b>Weight</b>	68 kg   149 lbs
<b>Burner</b>	Crea7ionEVOPlus Fire Line 400 Crea7ion Mechanical
<b>Power</b>	2,25 kW
<b>Autonomy</b>	6-8 hrs



# Lotus



Simple framework in the decoration of your home.



<b>Dimensions</b>	830 w x 223 d x 830 h mm 32.7 w x 8.7 d x 32.7" h Floor height recommended : 800 mm   31.5"
<b>Weight</b>	67 kg   167 lbs
<b>Burner</b>	Crea7ionEVOPlus Fire Line 250   Crea7ion Mechanical
<b>Power</b>	1,4 kW
<b>Autonomy</b>	7-8 hrs


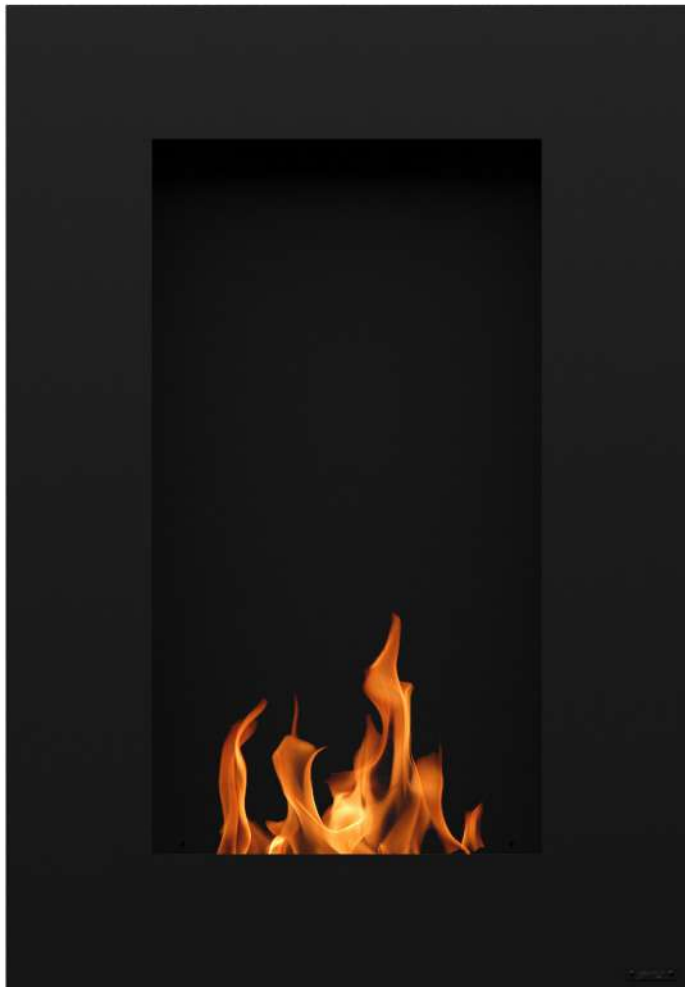




# Tango



Designed to proclaim flame's expression through its divine dance in environments full of life.



400



223



700

<b>Dimensions</b>	700 w x 223 d x 1100 h mm 27.6 w x 8.8 d x 43.3" h Floor height recommended : 800 mm   31.5"
<b>Weight</b>	78 kg   171 lbs
<b>Burner</b>	Crea7ionEVOPlus Fire Line 250   Crea7ion Mechanical
<b>Power</b>	1,4 kW
<b>Autonomy</b>	7-8 hrs



© 2012





*glamm*<sup>®</sup>  
fire


BIOETHANOL BURNERS  
& GLAMMBOXES

# Crea7ion EVOPlus



## Fire Lines

Crea7ion EVOPlus represents the fusion of technology and innovation. An automatic burner equipped with a local filling system, optimized fuel consumption and multiple safety sensors, 100 % crafted from high-quality stainless steel.



210



766 - 2766

Model	Dimensions (mm   inches)	Weight (kg lbs)	Power (kW)	Autonomy (hours)		Tank (L)	Recommended min.area (sqm sft)
				min.	max.		
400	766 w x 210 d x 160 h 30.2 w x 8.3 d x 6.3 h	21 46.3	2	10	7	3,5	15 161.5
600	966 w x 210 d x 160 h 38 w x 8.3 d x 6.3 h	22 51.8	3.4	8,5	6	5	21 226
800	1166 w x 210 d x 160 h 45.9 w x 8.3 d x 6.3 h	29 63.9	4,5	8	6	7	29 312.2
1200	1566 w x 210 d x 160 h 61.7 w x 8.3 d x 6.3 h	42 92.9	6,75	9,5	6	10	44 473.6
1600	1966 w x 210 d x 160 h 77.4 w x 8.3 d x 6.3 h	51 121.3	9	9,5	8	15	59 635.1
2000	2366 w x 210 d x 160 h 93.2 w x 8.3 d x 6.3 h	64 141.1	15	7	6	15	96 1033.4
2400	2766 w x 210 d x 160 h 108.9 w x 8.3 d x 6.3 h	73,5 162	17	8	5,5	20	110 1184



CREA7ION EVOPLUS FIRE LINE

# Crea7ion EVOPlus

## Fire Round



An exclusive automatic round burner. The key words of this model are: safety, autonomy and technology. Made to fit into any surface.



<b>Dimensions</b>	500 Ø x 200 h mm   19.7 Ø x 7.9" h
<b>Weight</b>	40 kg   88.2 lbs
<b>Burner</b>	Crea7ionEVOPlus Fire Round
<b>Power</b>	2-4 kW
<b>Tank</b>	10 L
<b>Autonomy</b>	15-25 hrs





CREA7ION EVOPLUS FIRE ROUND



glamm<sup>®</sup>  
für

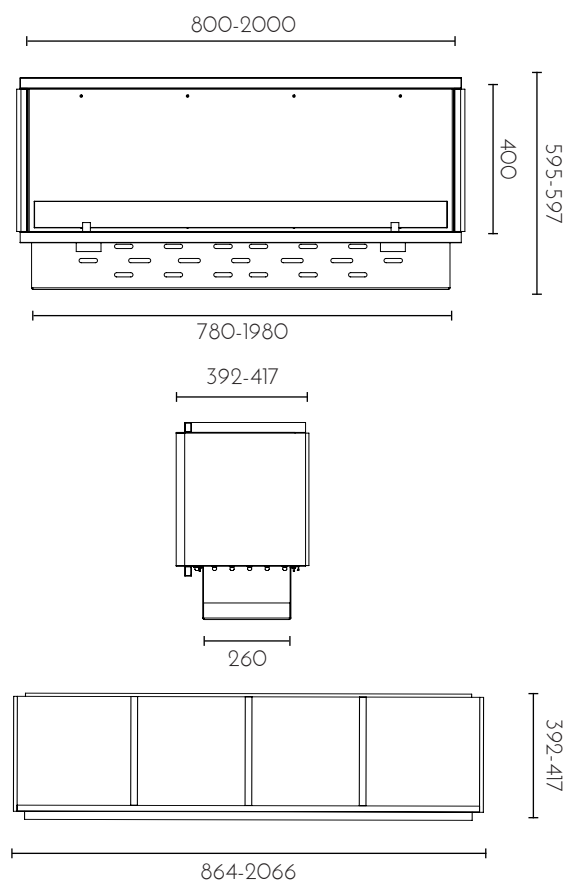


CREA7ION EVOPLUS FIRE ROUND

# GlammBox CreationEVOPlus



Details such as their lines, resistance of structure and quality of materials stress the personality of these models, which offer endless possibilities in terms of installation and use.



Model	Dimensions (mm   inches)	Weight (kg lbs)	Tank (L)	Combustion zone	Autonomy (hours)		Power (kW)	Recommended min.area (sqm sft)
					min.	max.		
800	Interior	800 w x 360 d x 400 h 31.5 w x 14.2 d x 15.7 h	59	400	10	7	2	15
	Exterior	864 w x 392 d x 595 h 34 w x 15.4 d x 23.4 h						
800 DF	Interior	800 w x 417 d x 400 h 31.5 w x 16.4 d x 15.7 h	130	400	10	7	2	161.5
	Exterior	864 w x 417 d x 595 h 34 w x 16.4 d x 23.4 h						
1000	Interior	1000 w x 360 d x 400 h 39.4 w x 14.2 d x 15.7 h	66	600	8,5	6	3,4	21
	Exterior	1064 w x 392 d x 595 h 41.9 w x 15.4 d x 23.4 h						
1000 DF	Interior	1000 w x 417 d x 400 h 39.4 w x 16.4 d x 15.7 h	145	600	8,5	6	3,4	226
	Exterior	1064 w x 417 d x 595 h 41.9 w x 16.4 d x 23.4 h						
1200	Interior	1200 w x 360 d x 400 h 47.2 w x 14.2 d x 15.7 h	80	800	8	6	4,5	29
	Exterior	1264 w x 392 d x 595 h 49.8 w x 15.4 d x 23.4 h						
1200 DF	Interior	1200 w x 417 d x 400 h 47.2 w x 16.4 d x 15.7 h	176	800	8	6	4,5	312
	Exterior	1264 w x 417 d x 595 h 49.8 w x 16.4 d x 23.4 h						
1600	Interior	1600 w x 360 d x 400 h 63 w x 14.2 d x 15.7 h	120	1200	9,5	6	6,75	44
	Exterior	1666 w x 393 d x 597 h 65.6 w x 15.5 d x 23.5 h						
1600 DF	Interior	1600 w x 417 d x 400 h 63 w x 16.4 d x 15.7 h	264	1200	9,5	6	6,75	473
	Exterior	1666 w x 417 d x 597 h 65.6 w x 16.4 d x 23.5 h						
2000	Interior	2000 w x 360 d x 400 h 78.7 w x 14.2 d x 15.7 h	145	1600	9,5	8	9	59
	Exterior	2066 w x 393 d x 597 h 81.3 w x 15.5 d x 23.5 h						
2000 DF	Interior	2000 w x 417 d x 400 h 78.7 w x 16.4 d x 15.7 h	319	1600	9,5	8	9	635
	Exterior	2066 w x 417 d x 597 h 81.3 w x 16.4 d x 23.5 h						



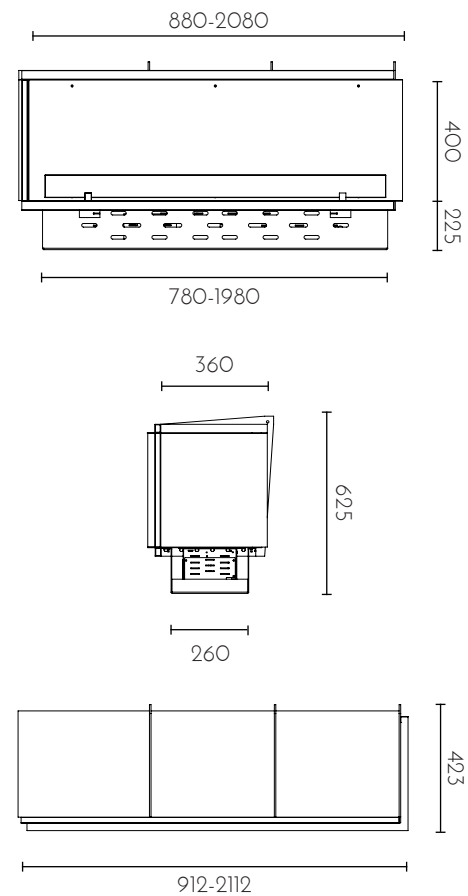
GLAMMBOX CREA7ION EVOPLUS

# GlammBox Creación

## EVOPlus Corner R/L



Details such as their lines, resistance of structure and quality of materials stress the personality of these models, which offer endless possibilities in terms of installation and use.



Model	Dimensions (mm   inches)	Weight (kg/lbs)	Tank (L)	Combustion zone	Autonomy (hours)		Power (kW)	Recommended min.area (sqm/sft)
					min.	max.		
880	Interior: 880 w x 360 d x 400 h 34.6 w x 14.2 d x 15.7 h	59	3,5	400	10	7	2	15 161.5
	Exterior: 912 w x 423 d x 625 h 35.9 w x 16.6 d x 24.6 h	130						
1080	Interior: 1080 w x 360 d x 400 h 42.5 w x 14.2 d x 15.7 h	66	5	600	8,5	6	3,4	21 226
	Exterior: 1112 w x 423 d x 625 h 43.8 w x 16.6 d x 24.6 h	145						
1280	Interior: 1280 w x 360 d x 400 h 50.4 w x 14.2 d x 15.7 h	80	7	800	8	6	4,5	29 312
	Exterior: 1312 w x 423 d x 625 h 51.6 w x 16.6 d x 24.6 h	176						
1680	Interior: 1680 w x 360 d x 400 h 66.1 w x 14.2 d x 15.7 h	120	10	1200	9,5	6	6,75	44 473
	Exterior: 1712 w x 423 d x 625 h 67.4 w x 16.6 d x 24.6 h	264						
2080	Interior: 2080 w x 360 d x 400 h 81.9 w x 14.2 d x 15.7 h	145	15	1600	9,5	8	9	59 635
	Exterior: 2112 w x 423 d x 625 h 83.1 w x 16.6 d x 24.6 h	319						



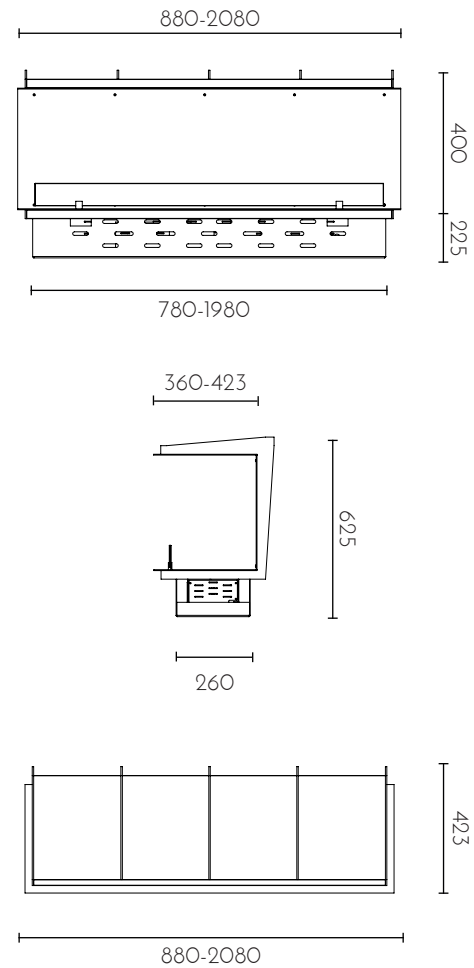
GLAMMBOX CREATION EVOPLUS CORNER

# GlammBox Creation

## EVOPlus 3 Faces




Details such as their lines, resistance of structure and quality of materials stress the personality of these models, which offer endless possibilities in terms of installation and use.



Model	Dimensions (mm   inches)		Weight (kg/lbs)	Tank (L)	Combustion zone	Autonomy (hours)		Power (kW)	Recommended min.area (sqm/sft)
	Interior	Exterior				min.	max.		
880	880 w x 360 d x 400 h 34.6 w x 14.2 d x 15.7 h	880 w x 423 d x 625 h 34.6 w x 16.6 d x 24.6 h	59	3,5	400	10	7	2	15 161.5
	1080 w x 360 d x 400 h 42.5 w x 14.2 d x 15.7 h	1080 w x 423 d x 625 h 42.5 w x 16.6 d x 24.6 h	66	5	600	8,5	6	3,4	21 226
1280	1280 w x 360 d x 400 h 50.4 w x 14.2 d x 15.7 h	1280 w x 423 d x 625 h 50.4 w x 16.6 d x 24.6 h	80	7	800	8	6	4,5	29 312
	1680 w x 360 d x 400 h 66.1 w x 14.2 d x 15.7 h	1680 w x 423 d x 625 h 66.1 w x 16.6 d x 24.6 h	120	10	1200	9,5	6	6,75	44 473
2080	2080 w x 360 d x 400 h 81.9 w x 14.2 d x 15.7 h	2080 w x 423 d x 625 h 81.9 w x 16.6 d x 24.6 h	145	15	1600	9,5	8	9	59 635





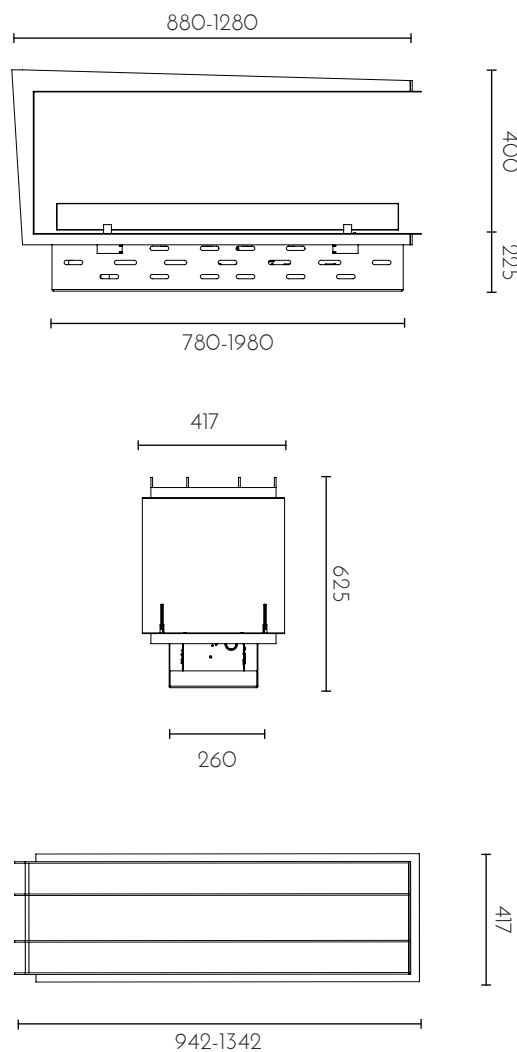
GLAMMBOX CREATION EVOPLUS 3 FACES

# GlammBox Creation

## EVOPlus RD



Details such as their lines, resistance of structure and quality of materials stress the personality of these models, which offer endless possibilities in terms of installation and use.



Model	Dimensions (mm   inches)	Weight (kg lbs)	Tank (L)	Combustion zone	Autonomy (hours) min.	Autonomy (hours) max.	Power (kW)	Recommended min.area (sqm sft)
880	Interior 880 w x 417 d x 400 h 34.6 w x 16.4 d x 15.7 h	59	3,5	400	10	7	2	15
	Exterior 942 w x 417 d x 625 h 37.1 w x 16.4 d x 24.6 h	130						
1080	Interior 1080 w x 417 d x 400 h 42.5 w x 16.4 d x 15.7 h	66	5	600	8,5	6	3,4	21
	Exterior 1142 w x 417 d x 625 h 45 w x 16.4 d x 24.6 h	145						
1280	Interior 1280 w x 417 d x 400 h 50.4 w x 16.4 d x 15.7 h	80	7	800	8	6	4,5	29
	Exterior 1342 w x 417 d x 625 h 52.8 w x 16.4 d x 24.6 h	176						



# Mechanical Burner



A piece that promotes a sublime touch of modernity to spaces and with great adaptability to contemporary environments.

## Burner I




292

## Burner VI



292

<b>Dimensions</b>	<b>Burner I</b> 292 Ø x 93 h mm   11.5 Ø x 3.7" h <b>Burner VI</b> 292 Ø x 109 h mm   11.5 Ø x 4.3" h
<b>Weight</b>	<b>Burner I</b> 6 kg   13.2 lbs <b>Burner VI</b> 5,5 kg   12.1 lbs
<b>Burner</b>	100% Stainless steel
<b>Power</b>	<b>Burner I</b> 3,4 kW <b>Burner VI</b> 2 kW
<b>Fuel</b>	Bioethanol
<b>Autonomy</b>	<b>Burner I</b> 4-6 hours <b>Burner VI</b> 4 hours



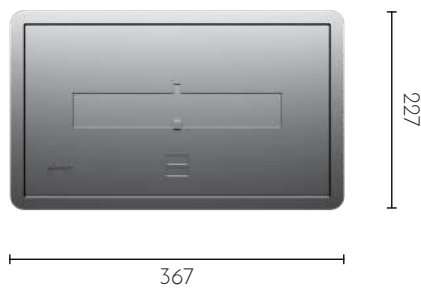
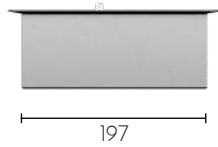
glanni<sup>®</sup>

# Mechanical Burner



Endowed with a great capacity to adapt to spaces, its modern design and the quality of the raw material used in its manufacture offer a wide range of possibilities in terms of installation and use.

## Burner II



## Burner III



**Dimensions** Burner II 367 w x 227 d x 86 h mm |  
14.4 w x 8.9 d x 3.4" h

Burner III 487 w x 227 d x 86 h mm |  
19.2 w x 8.9 d x 3.4" h

**Weight** Burner II 6,5 kg | 14 lbs  
Burner III 11 kg | 24.3 lbs

**Burner** 100% Stainless steel

**Power** Burner II 3,4 kW  
Burner III 4,5 kW

**Fuel** Bioethanol

**Autonomy** Burner II 6 hours  
Burner III 3-6 hours

# Mechanical Burner



Endowed with a great capacity to adapt to spaces, its modern design and the quality of the raw material used in its manufacture offer a wide range of possibilities in terms of installation and use.

## Burner V



<b>Dimensions</b>	950 w x 220 d x 101 h mm   37.4 w x 8.7 d x 4" h
<b>Weight</b>	25 kg   55.1 lbs
<b>Burner</b>	100% Stainless steel
<b>Power</b>	8 kW
<b>Fuel</b>	Bioethanol
<b>Autonomy</b>	8 hours





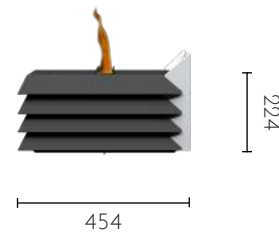
*glamm*<sup>®</sup>  
fire

ELECTRIC

# York Electric



Easy to assemble and use. These are electrical models that can be integrated in a traditional fireplace in any type of environment. A great sensation of real fire.



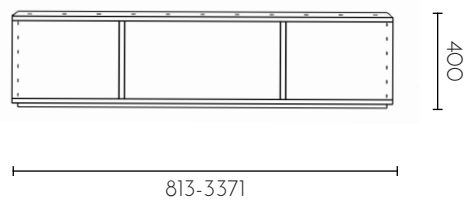
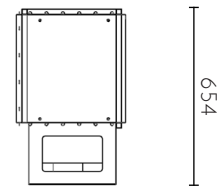
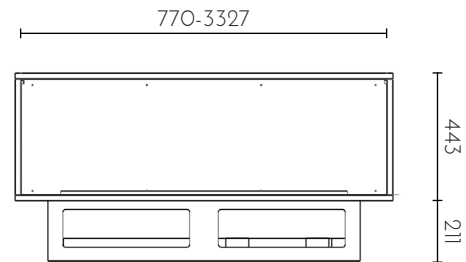
<b>Dimensions</b>	500 . 658 w x 454 d x 359 h mm   26 w x 17.9 d x 14.1" h
	1000 . 1167 w x 454 d x 359 h mm   46 w x 17.9 d x 14.1" h
<b>Weight</b>	500 . 44 kg   97 lbs
	1000 . 66 kg   145.5 lbs
<b>Burner</b>	Kit Glamm 3D Plus 500-1000
<b>Tank</b>	500 . 1,3 L
	1000 . 2,6 L
<b>Autonomy</b>	8 hrs



# GlammBox 3D Plus



The operation of the 3D system combines the use of one of the latest technologies: the LED. The system provides a virtual flame with an incredibly realistic expression.



Model	Dimensions (mm   inches)	Weight (kg)	Combustion zone	Tank (L)	Voltage	Autonomy (hours)
500	Interior 770 w x 385 d x 400 h 30.3 w x 15.3 d x 15.7 h	22	1 x Kit Glamm 3D Plus 500	1,3	220 V 240 V 50 Hz	8
	Exterior 813 w x 400 d x 654 h 32 w x 15.7 d x 25.7 h	48.5				
1000	Interior 1279 w x 385 d x 400 h 50.4 w x 15.3 d x 15.7 h	32	1 x Kit Glamm 3D Plus 1000	2,6		
	Exterior 1322 w x 400 d x 654 h 52 w x 15.7 d x 25.7 h	70.5				
1500	Interior 1794 w x 385 d x 400 h 70.6 w x 15.3 d x 15.7 h	43	1 x Kit Glamm 3D Plus 1000 + 1 x Kit Glamm 3D Plus 500	3,9		
	Exterior 1837 w x 400 d x 654 h 72.3 w x 15.7 d x 25.7 h	94.8				
2000	Interior 2346 w x 385 d x 400 h 92.4 w x 15.3 d x 15.7 h	53	2 x Kit Glamm 3D Plus 1000	5,2		
	Exterior 2389 w x 400 d x 654 h 94.1 w x 15.7 d x 25.7 h	116.8				
2500	Interior 2815 w x 385 d x 400 h 110.9 w x 15.3 d x 15.7 h	63	2 x Kit Glamm 3D Plus 1000 + 1 x Kit Glamm 3D Plus 500	6,5		
	Exterior 2858 w x 400 d x 654 h 112.6 w x 15.7 d x 25.7 h	138.9				
3000	Interior 3327 w x 385 d x 400 h 131 w x 15.3 d x 15.7 h	73	3 x Kit Glamm 3D Plus 1000	7,8		
	Exterior 3370 w x 400 d x 654 h 132.7 w x 15.7 d x 25.7 h	160.9				



GLAMMBOX 3D PLUS

# Kit Glamm 3D Plus



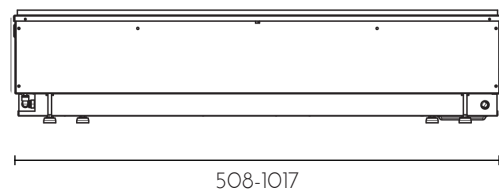
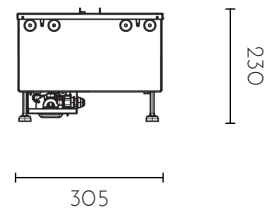
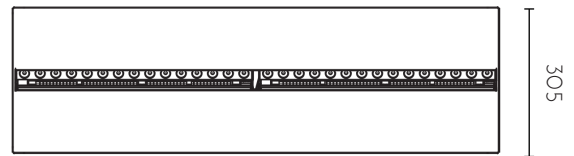
Assuming themselves as true protagonists in terms of decor, Kits Glamm 3D Plus are conspicuous by their great versatility and ability to create a pleasant interior atmosphere. Owing to the use of 3D technology they provide also an incredible sense of visual comfort and aesthetic balance.



500



1000



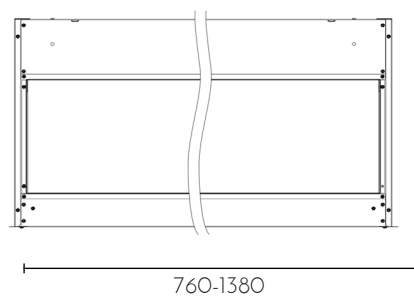
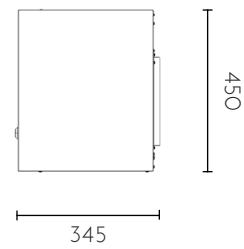
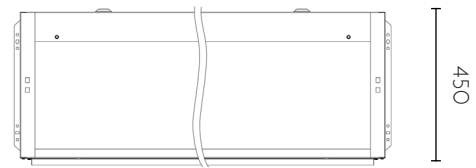
<b>Dimensions</b>	500 . 508 w x 305 d x 230 h mm   20 w x 12 d x 9.1" h
	1000 . 1017 w x 305 d x 230 h mm   40 w x 12 d x 9.1" h
<b>Weight</b>	500 . 14 kg   30.9 lbs
	1000 . 26 kg   57.3 lbs
<b>Burner</b>	Kit Glamm 3D Plus 500-1000
<b>Tank</b>	500 . 1,3L
	1000 . 2,6 L
<b>Autonomy</b>	8 hrs



# Kit Opti-V



The perfect combination of technology and fire simulation. The reproduction of the flame through a LCD screen that allows you to enjoy the fire in perfect safety.



<b>Dimensions</b>	<b>Single</b> . 760 w x 345 d x 450 h mm   54.3 w x 13.6 d x 17.7" h
	<b>Double</b> . 1380 w x 345 d x 450 h mm   29.9 w x 13.6 d x 17.7" h
<b>Weight</b>	<b>Single</b> . 25 kg   55.1 lbs
	<b>Double</b> . 50 kg   110.2 lbs
<b>Burner</b>	LCD Display
<b>Power</b>	<b>Single</b> . 35 W
	<b>Double</b> . 70 W

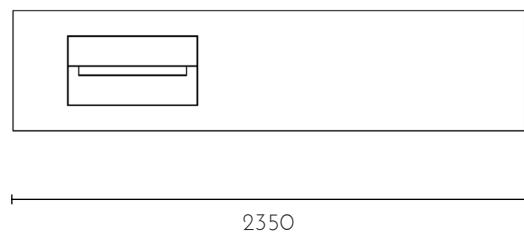
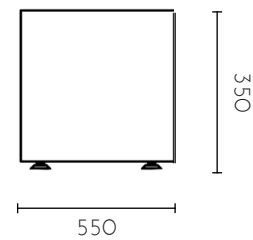




# Gema



Completely conceived in natural stone, Gema presents itself as a model full of soul and life. Its simple approach in addition to prestige and exoticism gives the spaces a unique personality and a timeless beauty.



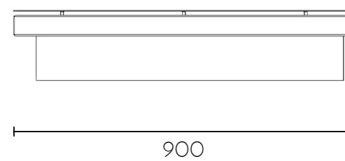
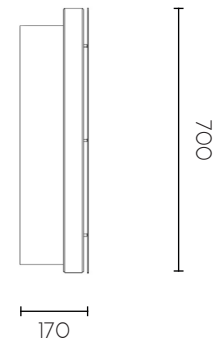
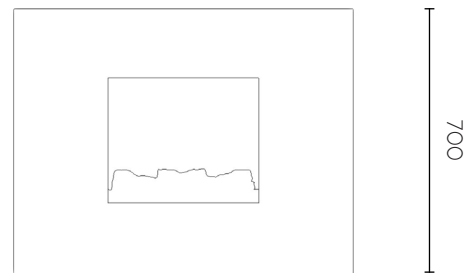
<b>Dimensions</b>	2350 w x 550 d x 350 h mm   92.5 w x 13.8 d x 21.7" h
<b>Weight</b>	250 kg   551 lbs
<b>Burner</b>	Kit Glamm 3D Plus 500
<b>Tank</b>	1,3 L
<b>Autonomy</b>	8 hrs



# Senses 3D



With a strong ecological side, not only contributes to the interior decoration, but also to the heating. The realism of 3D technology combines with a variety of finishings and colours, allowing you to find the solution that best fits the type and style of your decor.



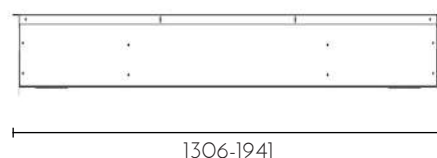
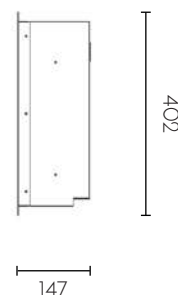
<b>Dimensions</b>	900 w x 170 d x 700 h mm   35.4 w x 6.7 d x 27.6" h
<b>Weight</b>	40 kg   88.2 lbs
<b>Burner</b>	Kit Glamm 3D Plus
<b>Tank</b>	1,1 L
<b>Autonomy</b>	8 hrs



# Altia



A dynamic charm and an unexpected touch with a glow that stimulates all the senses.



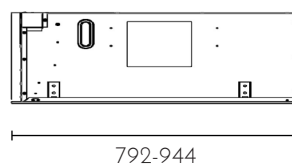
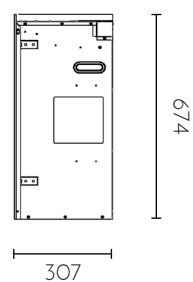
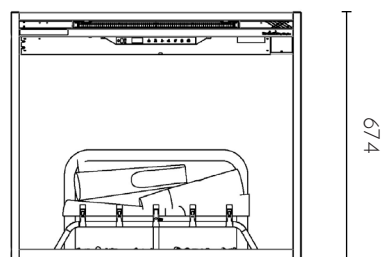
<b>Dimensions</b>	<b>50". Int.</b> 1278 w x 147 d x 402 h mm   50.3 w x 5.9 d x 15.8" h
	<b>Ext.</b> 1306 w x 147 d x 419 h mm 51.4 w x 5.9 d x 16.5" h
<b>74". Int.</b>	1887 w x 147 d x 402 h mm   74.3 w x 5.9 d x 16.5" h
	<b>Ext.</b> 1941 w x 147 d x 419 h mm 76.4 w x 5.8 d x 16.5" h
<b>Weight</b>	<b>50".</b> 31 kg   68.3 lbs <b>74".</b> 45 kg   99.2 lbs
<b>Burner</b>	LCD Display
<b>Power</b>	1500-2500 W



# Damis



Assuming itself as an authentic protagonist in terms of decoration, Damis stands out for its excellent versatility and ability to create a pleasant interior atmosphere.



<b>Dimensions</b>	<b>30"</b> . 792 w x 307 d x 674 h mm   31.2 w x 12.1 d x 26.6" h
	<b>36"</b> . 944 w x 307 d x 674 h mm   37.2 w x 12.1 d x 26.6" h
<b>Weight</b>	<b>30"</b> . 22,7 kg   50 lbs
	<b>36"</b> . 27,2 kg   60 lbs
<b>Burner</b>	Kit Glamm 3D Toro
<b>Power</b>	1000-2000 W





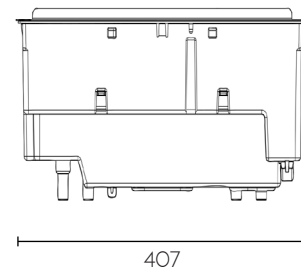
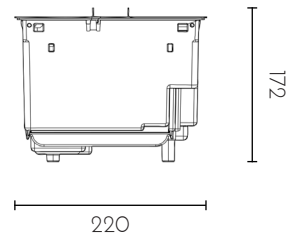
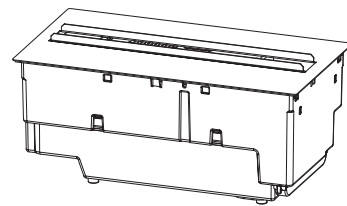
it's so  
good to be  
*home*



# Kit Glamm 3D S



Versatile and able to create pleasant environments. Their 3D technology provides an incredible feeling of visual comfort and aesthetic balance.



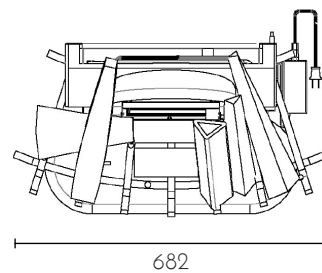
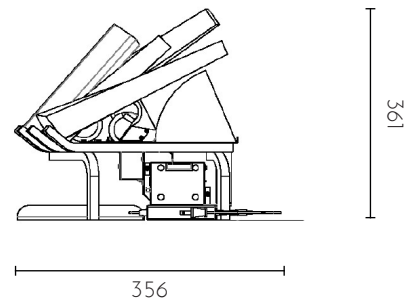
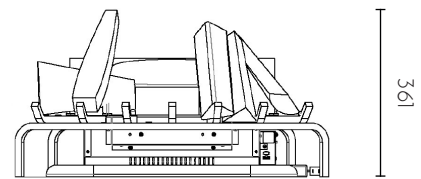
<b>Dimensions</b>	407 w x 220 d x 172 h mm 16 w x 8.6 d x 6.8" h
<b>Weight</b>	4 kg   8.8 lbs
<b>Burner</b>	Kit Glamm 3D S
<b>Tank</b>	1,1 L
<b>Autonomy</b>	8 hrs



# Kit Glamm 3D Toro



Versatile and able to create pleasant environments. Its 3D technology provides an incredible feeling of visual comfort and aesthetic balance.



<b>Dimensions</b>	682 w x 356 d x 361 h mm   26.8 w x 14 d x 14.2" h
<b>Weight</b>	11 kg   24.3 lbs
<b>Burner</b>	Kit Glamm 3D Toro
<b>Tank</b>	1,1 L
<b>Autonomy</b>	8 hrs

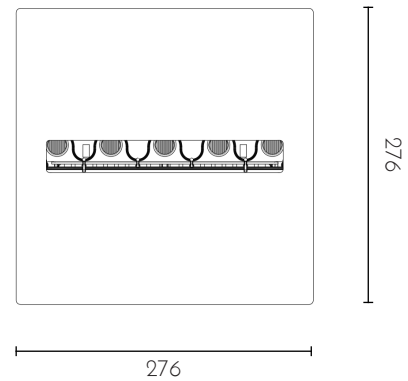
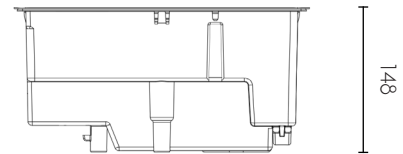


# Kit Glamm 3D

## 250



Versatile and able to create pleasant environments. Its 3D technology provides an incredible feeling of visual comfort and aesthetic balance.



<b>Dimensions</b>	276 w x 148 d x 276 h mm   10.9 w x 5.8 d x 10.9" h
<b>Weight</b>	2,8 kg   6.2 lbs
<b>Burner</b>	3D Water Vapour
<b>Tank</b>	0,65 L
<b>Power</b>	64 W
<b>Autonomy</b>	4-5 hrs



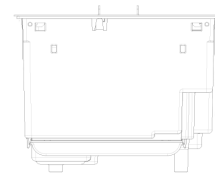
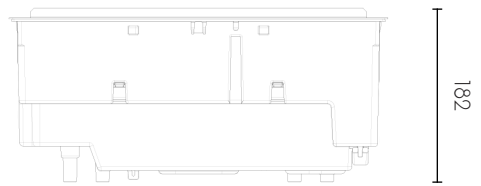
# Kit Glamm 3D and 3D II



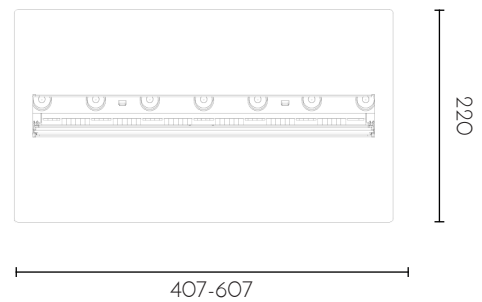
Versatile and able to create pleasant environments. Its 3D technology provides an incredible feeling of visual comfort and aesthetic balance.



3D




3D II



<b>Dimensions</b>	3D. 407 w x 220 d x 182 h mm   16 w x 8.6 d x 7.2" h 3D II. 607 w x 220 d x 182 h mm   23.9 w x 8.6 d x 7.2" h
<b>Weight</b>	3D. 4 kg   8.8 lbs 3D II. 6 kg   13.2 lbs
<b>Burner</b>	3D Water Vapour
<b>Tank</b>	3D and 3D II. 1.1 L
<b>Autonomy</b>	8 hrs









glamm<sup>®</sup>  
fire

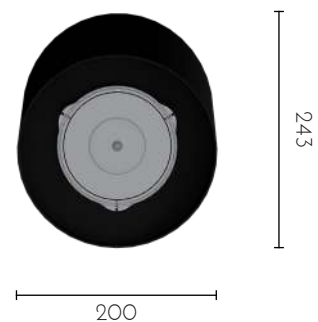
glamm<sup>®</sup>  
fire

TABLETOPS

# Contour



Characterised by its simplicity, careful strokes and monochromatic colour palette. The Contour Tabletop is the connecting point between your living room and its timeless minimalism. Rather than demanding attention, it complements its surroundings and helps create a calm and relaxing atmosphere.



<b>Dimensions</b>	200 Ø x 195 h mm   7.9 Ø x 7.7" h
<b>Weight</b>	3,5 kg   7.7 lbs
<b>Fuel</b>	Bioethanol
<b>Autonomy</b>	3 hrs



CONTOUR

# Tuli



It is a protagonist in any place and situation and it feels great about it.



300


<b>Dimensions</b>	300 Ø x 516 h mm   11.8 Ø x 20.3" h
<b>Weight</b>	13 kg   28 lbs
<b>Fuel</b>	Bioethanol
<b>Autonomy</b>	3 hrs



# Cosmo



Cosmo Tabletop is inspired on the energy emanated by the sun.



<b>Dimensions</b>	448 Ø x 160 h mm   17.6 Ø x 6.3" h
<b>Weight</b>	7,5 kg   16.5 lbs
<b>Fuel</b>	Bioethanol
<b>Autonomy</b>	3 hrs






# Oblique Single



Unleash your creativity with the Oblique Single Tabletop version.



<b>Dimensions</b>	310 w x 140 d x 182 h mm   12.2 w x 5.5 d x 7.2 h
<b>Weight</b>	3,5 kg   7.7 lbs
<b>Fuel</b>	Bioethanol
<b>Autonomy</b>	3 hrs

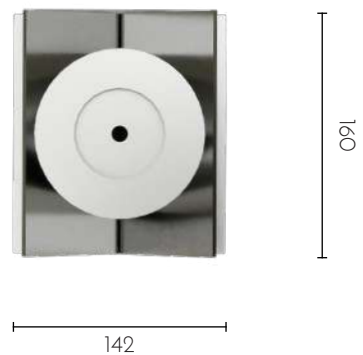
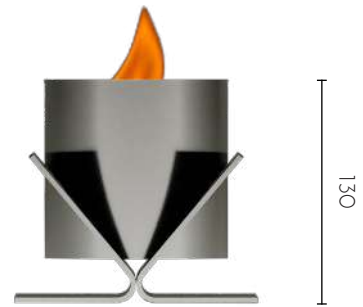


OBLIQUE SINGLE

# KIVO



A'Design Award Winner, the Kivo tabletop fits perfectly into any sophisticated environment. Its name mirrors its geometry, imposing itself as a point of reference in its decoration.



**Dimensions** 142 w x 160 d x 130 h mm | 5.6 w x 6.3 d x 5.1 h  
**Weight** 3 kg | 6 lbs  
**Fuel** Bioethanol  
**Autonomy** 3 hrs

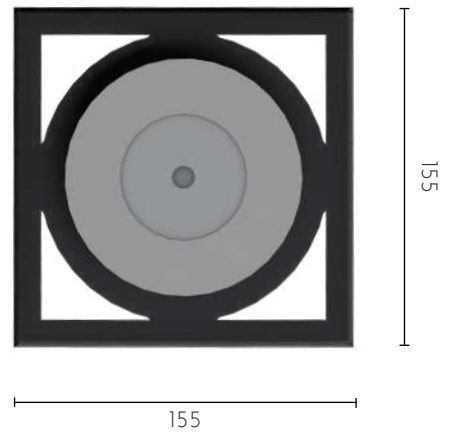


glamm<sup>®</sup>  
line

# Alquimia



Geometrically designed, Alquimia Tabletop can be enjoyed in the same way from every angle. With a bold design, glorifies its flames searching perfection, it glorifies looking for the perfect formula to turn anything into gold.



<b>Dimensions</b>	155 w x 155 d x 135 h mm   6.1 w x 6.1 d x 5.3 h
<b>Weight</b>	2 kg   4 lbs
<b>Fuel</b>	Bioethanol
<b>Autonomy</b>	3 hrs







*glamm*<sup>®</sup>  
fire



OUTDOOR

# Stravaganza



Extravagance takes the form of a fire pit transforming pleasure, intensity and freedom into a true lifestyle. The various types of fuel that can be chosen make the Stravaganza a good choice for any space you want to highlight.



**Dimensions** 1678 Ø x 486 h mm | 66.1 Ø x 19.1" h  
Combustion zone 654 Ø mm | 25.7 Ø"  
**Weight** 222 kg | 489.4 lbs  
**Combustion Zone** Firewood | Bioethanol | Gas

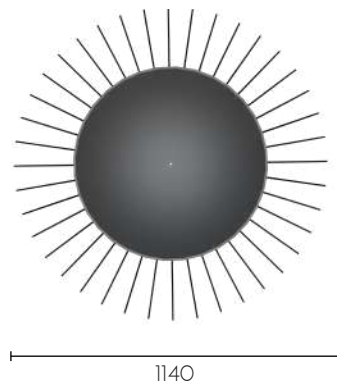


STRAVAGANZA

# Cosmo 13



The star king descends to earth in this fire pit translated in multiplicity of concentric rays.



**Dimensions** 1140 Ø x 330 h mm | 44.9 Ø x 13.9" h  
Combustion zone 702 Ø mm | 27.6 Ø"  
**Weight** 220 kg | 485 lbs  
**Combustion Zone** Firewood



# Zarzuela



With round shapes, Zarzuela invites to sing and dance around it letting inspiration flow freely.



**Dimensions** 1500 Ø x 460 h mm | 59.1 Ø x 18.1" h  
Combustion zone 654 Ø mm | 25.7 Ø"  
**Weight** 600 kg | 1322.8 lbs  
**Combustion Zone** Firewood | Bioethanol | Gas










# Circus



Life lived in full in its maximum exponent of colour and joy.



**Dimensions** 1510 Ø x 400 h mm | 59.4 Ø x 15.7" h  
Combustion zone 654 Ø mm | 25.7 Ø"  
**Weight** 150 kg | 330.7 lbs  
**Combustion Zone** Firewood | Bioethanol | Gas



CIRCUS





# Operetta



Happiness is made of small moments that lift us to another dimension.



**Dimensions** 1066 Ø x 419 h mm | 42 Ø x 16.5" h  
Combustion zone 654 Ø mm | 25.7 Ø"  
**Weight** 52 kg | 114.6 lbs  
**Combustion Zone** Firewood | Bioethanol | Gas



OPERETTA

# Vaudeville



With its futuristic robust and unique look, it is the spotlight wherever it is placed.



**Dimensions** 2000 Ø x 460 h mm | 78.7 Ø x 18.1" h  
Combustion zone 654 Ø mm | 25.7 Ø"  
**Weight** 180 kg | 396 lbs  
**Combustion Zone** Firewood | Bioethanol | Gas





VAUDEVILLE

# Mime



With a bold design, this is another GlammFire's fire pit that glows with its own light wherever it is.



**Dimensions** 1492 Ø x 308 h mm | 58.7 Ø x 12.1" h  
Combustion zone 654 Ø mm | 25.7 Ø"  
**Weight** 210 kg | 463 lbs  
**Combustion Zone** Firewood | Bioethanol | Gas



MIME

# Solace



Solace offers a high quality wood fire pit to elevate the ambiance of your favourite outdoor space. This wood burning fire pit is perfect to create a beautiful campfire-style centerpiece with the unique flair from GlammFire.



**Dimensions** 1050 Ø x 550 h mm | 41.3 Ø x 21.7" h  
**Weight** 120 kg | 264.6 lbs  
**Combustion Zone** Firewood



SOLACE

# Otello



An attractive addition to your terrace or garden.  
Otello is a simple, elegantly shaped outdoor fire pit designed to create in the center of your lounging area a focal spot for people to gather and relax, regardless of the season.



**Dimensions** 1055 Ø x 420 h mm | 41.5 Ø x 16.5" h  
Combustion zone 654 Ø mm | 25.7 Ø"  
**Weight** 120 kg | 264.5 lbs  
**Combustion Zone** Gas Propane | Butane | Natural  
**Power** 5-20 kW



OTELLO

# Cosmo Gas



The star king descends to earth in this fire pit translated in multiplicity of concentric rays.



**Dimensions** 1220 Ø x 345 h mm | 48 Ø x 13.6" h  
Combustion zone 654 Ø mm | 25.7 Ø"

**Weight** 169 kg | 372.6 lbs

**Combustion Zone** Gas Propane | Butane | Natural

**Power** 5-20 kW





COSMO GAS

# Tuli



Inspired by nature in its purest state. Tuli distinguishes itself by its imposing posture and strong ego, where the elegance and accuracy of its lines stand out strongly. Its solidity and deep look allow it to engage in different environments focusing more on the exterior.



<b>Dimensions</b>	900 Ø x 1324-1354 h mm   35.4 Ø x 52.1-57.6" h
<b>Weight</b>	<b>Bioethanol</b> 240 kg   529.1 lbs <b>Gas</b> 246 kg   542.3 lbs
<b>Burner</b>	Bioethanol   Gas



# Alba Crea7ion

## EVORound



Alba is the purest line of GlammFire's fire pits, its round shapes symbolise the natural and easy way of life.  
Transform your garden with this glorious piece!



830

Dimensions	830 Ø x 540 h mm   32.7 Ø x 21.3" h
Weight	75 kg   165.3 lbs
Burner	Crea7ionEVOPlus Fire Round
Power	2-4 kW
Autonomy	15-25 hrs



ALBA CREATION EVOROUND

# Alba Gas

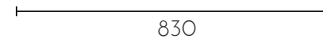



Alba represents GlammFire unique bonds with nature and technology. An elegant and sparkling piece sculpted from raw material and shaped by the hand of expert craftsmanship.

## Alba Small Gas



## Alba Gas



<b>Dimensions</b>	<b>Alba Small</b> 760 Ø x 400 h mm   29.9 Ø x 15.7" h <b>Alba</b> 830 Ø x 500 h mm   32.7 Ø x 19.7" h
<b>Weight</b>	<b>Alba Small</b> 50 kg   110.2 lbs <b>Alba</b> 65 kg   143.3 lbs
<b>Combustion Zone</b>	AISI 316 stainless steel
<b>Power</b>	3,2-14,2 kW
<b>Fuel</b>	Propane gas   Butane gas   Natural gas



ALBA GAS

# Alba Firewood



The fusion between Alba's simplicity and innovation creates the sense of harmony and positivity carried by white quartz and the comfort created by GlammFire's dancing flames. Let yourself be enchanted by the unique spectacle of colours that comes from the combination of quartz and fire.

## Alba Small



## Alba Firewood



<b>Dimensions</b>	<b>Alba Small Firewood</b> 760 Ø x 420 h mm   29.9 Ø x 16.5" h
<b>Weight</b>	<b>Alba</b> 830 Ø x 540 h mm   32.7 Ø x 21.3" h <b>Alba Small Firewood</b> 45 kg   99.2 lbs <b>Alba</b> 60 kg   132.3 lbs
<b>Burner</b>	Burner I   Quartz Glass
<b>Fuel</b>	<b>Alba Small</b> Bioethanol   Firewood or charcoal <b>Alba Firewood</b> or charcoal





ALBA FIREWOOD

# Flut



Designed to elevate the scenic waterways, Flut projects itself through the beauty and peculiarity of its lines. With inspiration from the sophisticated and stunning water lilies, this model finds in inside/outside pools and ponds its ideal habitat.



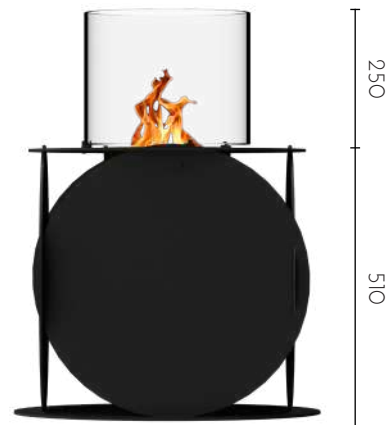
<b>Dimensions</b>	404 Ø x 829 h mm   15,9 Ø x 32,6" h
<b>Weight</b>	12 kg   26.5 lbs
<b>Burner</b>	Burner I
<b>Power</b>	2,7 kW
<b>Autonomy</b>	4-6 hrs



# Lira



Inspired by the secularity of ancient coins, Lira is a model with a strong aesthetic component. Compact and extremely versatile, this model is designed to embellish the magic of your space.




<b>Dimensions</b>	705 Ø x 760 h mm   27.8 Ø x 29.9" h
<b>Weight</b>	52 kg   114.6 lbs
<b>Burner</b>	Burner I
<b>Power</b>	2,7 kW
<b>Autonomy</b>	4-6 hrs



# Alba Grill



Impressive in beauty and function, Alba Grill was designed to help you to do the best outdoor cooking of your life.



890

**Dimensions** 890 Ø x 1030 h mm | 35 Ø x 40.6" h  
Grill 390 Ø mm | 15.4" Ø  
**Weight** 130 kg | 286.6 lbs  
**Burner** Quartz glass  
**Combustion Zone** Firewood



ALBA GRILL



*glamm*®



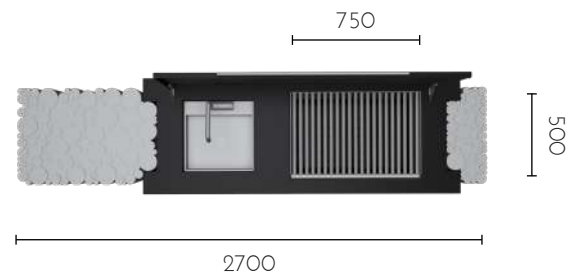



ALBA GRILL

# La Bohème



The boldness of a barbecue with elegance enhanced by the black colour. A model with charcoal or gas grill and with an oven that allows cooking all kinds of outdoor meals, appealing to family life. A real show inside and outside.




**Dimensions** 2700 w x 660 d x 1457 h mm  
106.3 w x 26 d x 57.4" h  
**Weight** 400-500 kg | 881.8-1102.3 lbs  
**Combustion Zone** Firewood | Gas | Oven



LA BOHÈME






# Intermezzo



In full symbiosis with Nature, Intermezzo is a break in everyday's routine, an invitation to taste life. This barbecue includes an adjustable grill and allows a closing design in the front side.



**Dimensions** 815 Ø x 2067 h mm | 32.1 Ø x 81.4" h  
Grill 662 Ø mm | 26.1 Ø"  
**Weight** 354 kg | 780.4 lbs  
**Combustion Zone** Firewood



INTERMEZZO








INTERMEZZO

# Hyperion



Romance becomes even cosier with the Hyperions, bringing with it a new source of inspiration. Feasible to your dreams and wishes.



**Dimensions** 700 Ø x 2150 h mm | 27.6 Ø x 84.6" h  
**Weight** 74-90 kg | 163-198.4 lbs  
**Power** Max. 12 kW  
**Fuel** Propane gas / Butane gas  
**Consumption** Propane - Max. 820 g/h | Butane - Max. 870 g/h





TILE HYPERION



BLISS HYPERION



HEDGES HYPERION



SAMBA HYPERION

# Selene



Selene brings good times outdoors under the moonlight.



1625



989



550

**Dimensions** 550 Ø x 1625 h mm | 21.7 Ø x 64" h  
**Weight** 65 kg | 143.3 lbs  
**Fuel** Gas | Bioethanol



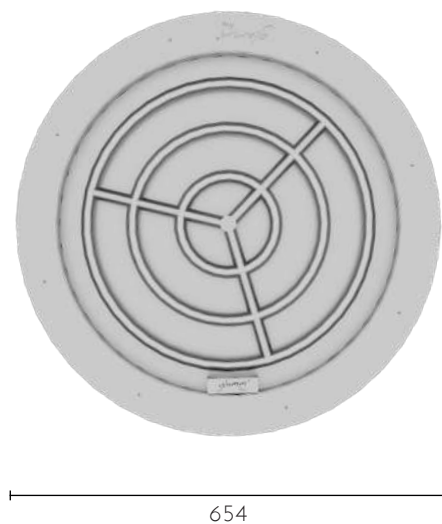



SELENE

# Gas Combustion Zone · Round



A safe automatic round gas burner that can be inserted into a versatility of places. It can be adapted to the most different environments and pieces. Beautiful flames anywhere, anytime.



**Dimensions** 654 Ø x 276 h mm | 25.7 Ø x 10.9" h  
**Weight** 29,4 kg | 64 lbs  
**Combustion Zone** Gas  
**Fuel** Propane gas | Butane gas | Natural gas  
**Power** 5-20 kW



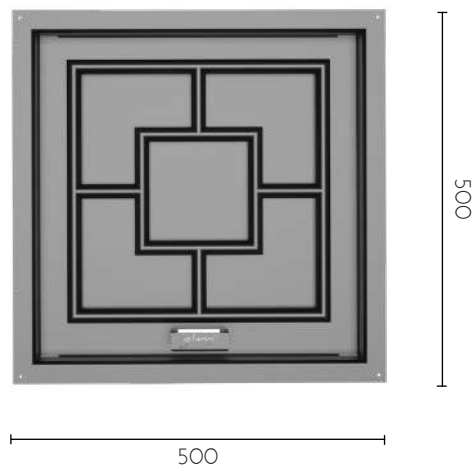

*glamm*®  
fire

GAS COMBUSTION ZONE • ROUND

# Gas Combustion Zone · Square



The balance between beauty and autonomy exists in a square shape. The system creates a truly heartwarming flame that makes anyone fall in love for it.



**Dimensions** 500 w x 500 d x 290 h mm |  
19.7 w x 19.7 d x 11.4" h

**Weight** 21,4 kg | 47 lbs

**Combustion Zone** Gas

**Fuel** Propane gas | Butane gas | Natural gas

**Power** 12-28,8 kW




glamm®  
fire

# Gas Combustion

## Zone • Rectangular

Made from the most resistant materials to the exterior atmospheric conditions, the rectangular gas combustion zone has a unique, welcoming and cozy character that embraces all those who give preference to the experiences lived in the outdoor spaces.



**Dimensions** 1000-3000 w x 300 d x 310 h mm |  
39.4-118.1 w x 11.8 d x 12.2" h

**Weight** 35 - 90 kg | 77.2-198.4 lbs

**Combustion Zone** Gas

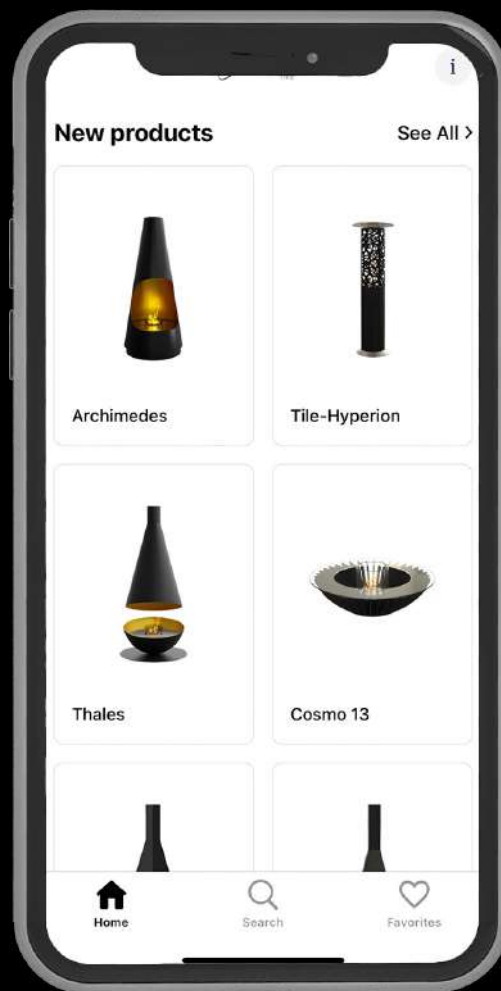
**Fuel** Propane gas | Butane gas | Natural gas

**Power** 19-57,6 kW



# Try our Augmented Reality App

Use Augmented Reality to visualize a  
fireplace in your interior



 Download on the  
**App Store**

 GET IT ON  
**Google Play**





All product specifications and data are subject to change without notice and are believed to be accurate as of the date hereof. GlammFire, its affiliates, agents, and employees, and all people acting on its or their behalf (collectively, "GlammFire"), disclaim any and all liability for any errors, inaccuracies or incompleteness contained in any document or in any other disclosure relating to any product. To the maximum extent permitted by applicable law, GlammFire disclaims any and all liability arising out of the application or use of any product. This document does not expand or otherwise modify GlammFire's terms and conditions of purchase, including but not limited to the warranty expressed therein. No license, express or implied, by estoppel or otherwise, to any intellectual property rights is granted by this document or by any conduct of GlammFire. Customers using or selling GlammFire's products not expressly indicated for use in such applications do so entirely at their own risk and agree to fully indemnify GlammFire for any damages arising or resulting from such use or sale. The images are indicative only.

*glamm*<sup>®</sup>  
*fire*

[www.glammfire.com](http://www.glammfire.com)